







2 SERIES

<http://tiny.cc/multione2-2EN>

| | | | | |
|---|---|---|--|---|
|  TIPPING LOAD 530 kg |  ENGINE POWER 25 hp |  SPEED 15 km/h |  FLOW RATE 42 l/min |  LIFT HEIGHT 1,6 m |
|---|---|---|--|---|

| Tires size | Width (N) | Height (Q) |
|------------|-------------------|-------------------|
| 20x8.00-10 | 1035 mm (40.7 in) | 1948 mm (76.7 in) |
| 23x8.50-12 | 1048 mm (41.2 in) | 1986 mm (78.2 in) |

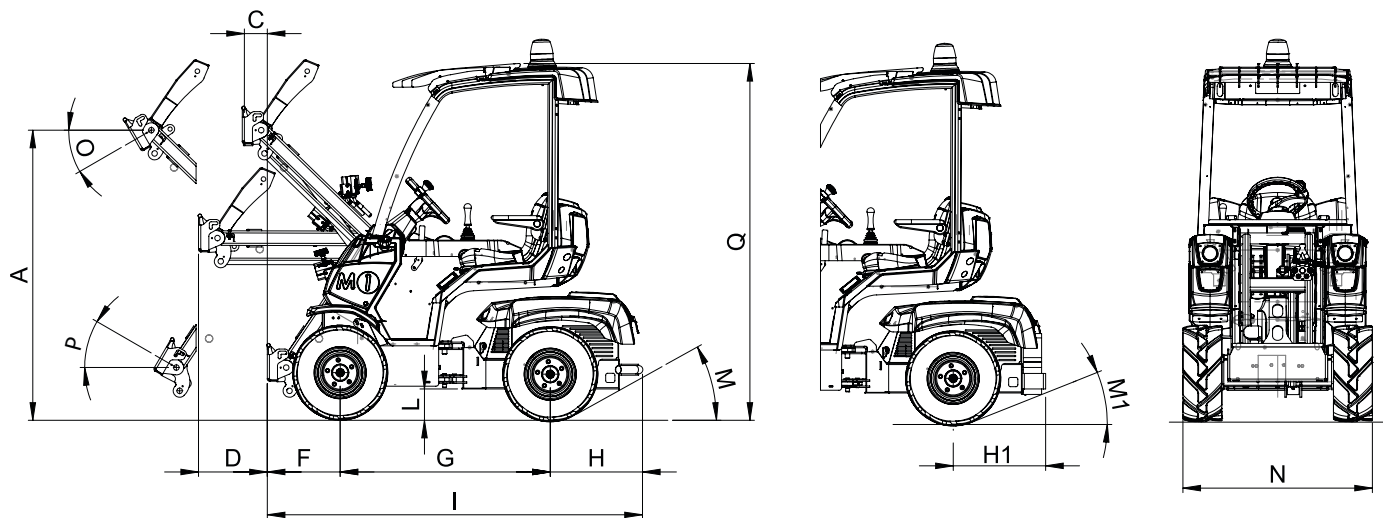
| Model | 2.3 |
|---|--------------------------------------|
| Engine | B&S Vanguard 8270 |
| Power (Iso Gross) | 25 HP |
| Fuel | Petrol |
| Transmission | Hydrostatic |
| Drive speed (max.) | 15 km/h (9.3 mph) |
| Aux. hydraulics oil flow | 42 l/min (11.1 GPM) |
| Max. lifting height | 1,6 m (63 in) |
| Tipping load, max ⁽¹⁾ | 530 kg (1168 lbs) |
| Lifting capacity straight ⁽²⁾ | 420 kg (926 lbs) |
| Lifting capacity fully articulated ⁽³⁾ | 340 kg (750 lbs) |
| Breakout force / 50 cm (19.7 in) | 500 kg (1102 lbs) |
| Pushing force (c) | 800 kgf (800 kp) |
| Specific ground pressure (w/standard tires) | 610 kg/m ² (125 lbs/sqft) |
| Turning radius: inside/outside | 700/1698 mm (27.6/66.9 in) |
| Standard tires (Tractor profile) | 20x8.00-10 |
| Weight | 700 kg (1543 lbs) |
| Product Code | C951027 |
| Price | |

⁽¹⁾ Maximum load that can be lifted just off the ground when the machine is straight and with rear weights. Weight of attachment included.

⁽²⁾ Machine straight, with rear weights. Weight of attachment is included. (80% of tipping load).

⁽³⁾ Machine fully articulated, with rear weights. Weight of attachment is included.

2 SERIES - FEATURES AND OPTIONS



DIMENSIONS (mm / in)

| | | | |
|--|-------------|---|-------------|
| A - Pivot point height (not extended boom) | 1584 / 62.3 | L - Ground clearance | 171 / 6.7 |
| C - Outreach with lifted boom | 125 / 4.9 | M - Angle of departure | 29° |
| D - Outreach with orizontal boom | 375 / 14.7 | M1 - Angle of departure with rear weights | 21,5° |
| F - Front length | 398 / 15.6 | N - Max width (with standard tires) | 1035 /40.7 |
| G - Wheelbase | 1147 / 45.1 | O - Dump angle | 40° |
| H - Rear length | 504 / 19.8 | P - Rollback angle | 39° |
| H1 - Rear length with rear weights | 504 / 19.8 | Q - Height (with standard tires) | 1948 / 76.7 |
| I - Machine length | 2049 / 80.6 | | |

Features

- 4WD hydrostatic Direct Drive motors, proportional servo control
- DBS (Dynamic Block System)
- Hydraulic oil cooler
- Hydraulic multiconnector
- Self-levelling H-frame boom
- 4-functions joystick
- ROPS-FOPS Level I
- 2 front working light
- Ergonomic seat with armrests and safety belt, adjustable position
- Mechanical parking brake

2 SERIES - FEATURES AND OPTIONS

| Options | | Code | Price |
|--|---|-------------|-------|
| Driver area cover | | C880049 | |
| Flat face coupling kit | | C880221 | |
| Rear weights 84 kg (185 lbs) | | C880234 | |
| Trailer coupling | | C880235 | |
| Torque divider | | C883004 | |
| 3 additional working LED light | | C883018 | |
| Backup warning beeper | | C883021 | |
| Beacon light | | C883039 | |
| 3 additional working halogen light | | C883064 | |
| Biodegradable oil | | C883200 | |
| Tractor tires 23x8.50-12, set of 4 | | C884005 | |
| Grass tires 23x8.50-12, set of 4 | | C884006 | |
| Left protection bar for operator | | C885027 | |
| Grass profile tires 20x8.00-10, set of 4 | | C885211 | |
| Fully enclosed cab with heating system and mirrors | | C885224 | |
| Heated seat | | C885216 | |
| Warning & Safety lights for road travel (with mirrors) | | C885229 | |
| Plexiglass windscreen (smart cabin) | | C885237 | |
| Plexiglass right side (smart cabin) | | C885238 | |
| Plexiglass back window (smart cabin) | | C885239 | |
| Snow chains for wheel | | see page 60 | |
| Machine packages | | Code | Price |
| 2.3 | ALL SEASON: Fully enclosed cab with heating system and mirrors + Work light kit | C951027/AS | |
| | COMFORT: Heated seat + 3 additional working LED lights | C951027/C | |